

TECHNICAL DATASHEET

TOPLA ENERGY E75

ORDER INFORMATION

TAB ID
1000210

Short Code
E75

DIN Marking
57412

EAN Code
3838807036765

Quantity per EU/CNT pallet
51/80 pcs

TECHNOLOGY

Primary Function
Engine Start

Battery Technology
Flooded

Grid Type (pos/neg)
Expanded/Concasted

Grid Alloy (pos/neg)
Ca/Ca

Separator
PE

Electrolyte (g/cm³)
1,28

TECHNICAL INFORMATION

Voltage (V)
12

Capacity C20 (Ah)
75

CCA -18°C EN (A)
750

RC (min)
130

LxWxH (mm)
278x175x190

Total Weight (kg)
17.5

BOX DESIGN

Box Type
L3

Cover Type
Kamina

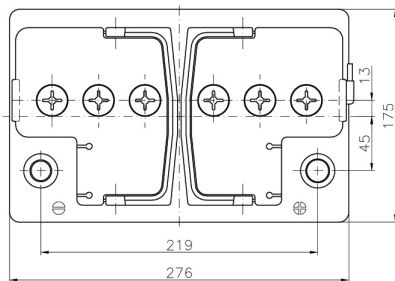
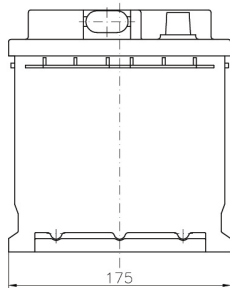
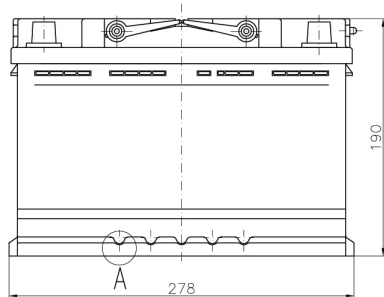
Colour
Red

Layout
0

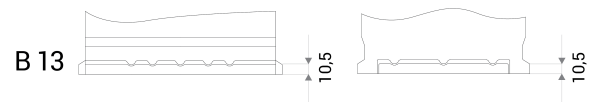
BHD
B13

Terminal
1

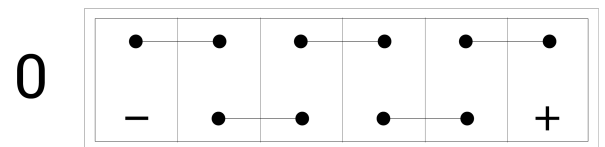
DRAWING



BHD



LAYOUT



TERMINAL



TECHNICAL DATASHEET

TOPLA ENERGY E75