

## TECHNICAL DATASHEET

### TOPLA ENERGY S66H

#### ORDER INFORMATION

TAB ID

**1000215**

Short Code

**S66H**

DIN Marking

**56638 SMF**

EAN Code

**3838807036758**

Quantity per EU/CNT pallet

**51/80 pcs**

#### TECHNOLOGY

Primary Function

**Engine Start**

Battery Technology

**Flooded**

Grid Type (pos/neg)

**Expanded/Concasted**

Grid Alloy (pos/neg)

**Ca/Ca**

Separator

**PE**

Electrolyte (g/cm<sup>3</sup>)

**1,28**

#### TECHNICAL INFORMATION

Voltage (V)

**12**

Capacity C20 (Ah)

**66**

CCA -18°C EN (A)

**600**

RC (min)

**112**

LxWxH (mm)

**278x175x190**

Total Weight (kg)

**16.1**

#### BOX DESIGN

Box Type

**L3**

Cover Type

**SMF**

Colour

**Black**

Layout

**0**

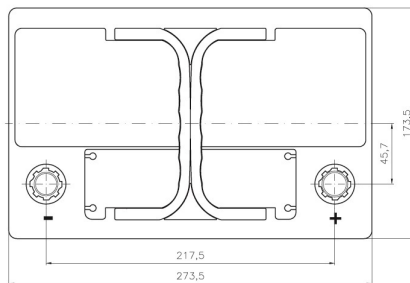
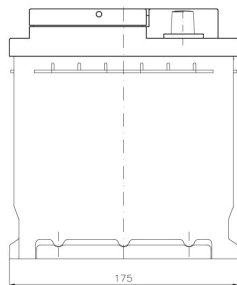
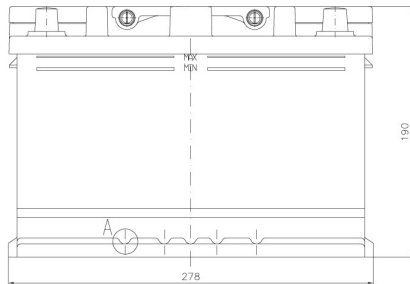
BHD

**B13**

Terminal

**1**

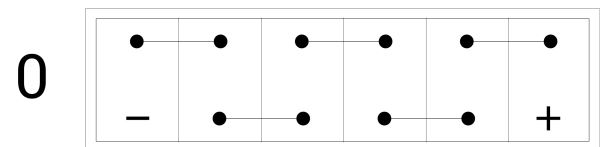
## DRAWING



## BHD



## LAYOUT



## TERMINAL



## TECHNICAL DATASHEET

### TOPLA ENERGY S66H