



TECHNICAL DATASHEET

TOPLA ENERGY E45X

ORDER INFORMATION

TAB ID

1000217

Short Code

E45X

DIN Marking

54403 SMF

EAN Code

3838807027374

Quantity per EU/CNT pallet

72/120 pcs

TECHNOLOGY

Primary Function

Engine Start

Battery Technology

Flooded

Grid Type (pos/neg)

Expanded/Concasted

Grid Alloy (pos/neg)

Ca/Ca

Separator

PE

Electrolyte (g/cm³)

1,28

TECHNICAL INFORMATION

Voltage (V)

12

Capacity C20 (Ah)

45

CCA -18°C EN (A)

420

RC (min)

71

LxWxH (mm)

207x175x175

Total Weight (kg)

10.7

BOX DESIGN

Box Type

L1B

Cover Type

SMF

Colour

Black

Layout

1

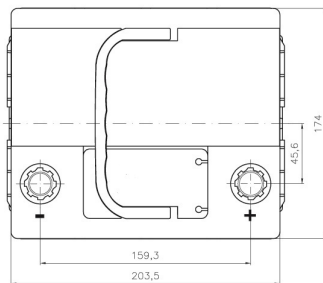
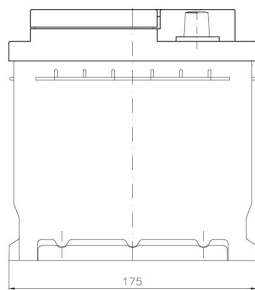
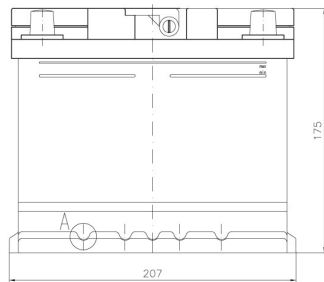
BHD

B13

Terminal

1

DRAWING



BHD



LAYOUT



TERMINAL



TECHNICAL DATASHEET

TOPLA ENERGY E45X