



TECHNICAL DATASHEET

TOPLA AGM STOP&GO TAG105

ORDER INFORMATION

TAB ID

1000266

Short Code

TAG105

DIN Marking

L6 AGM

EAN Code

3838807039582

Quantity per EU/CNT pallet

36/60 pcs

TECHNOLOGY

Primary Function

Advanced Start/Stop Functionality

Battery Technology

AGM - Absorbent Glass Mat

Grid Type (pos/neg)

Casted/Concasted

Grid Alloy (pos/neg)

Ca/Ca

Separator

GM

Electrolyte (g/cm³)

1,3

TECHNICAL INFORMATION

Voltage (V)

12

Capacity C20 (Ah)

105

CCA -18°C EN (A)

950

RC (min)

206

LxWxH (mm)

394x175x190

Total Weight (kg)

29.2

BOX DESIGN

Box Type

L6

Cover Type

Sealed

Colour

Black

Layout

0

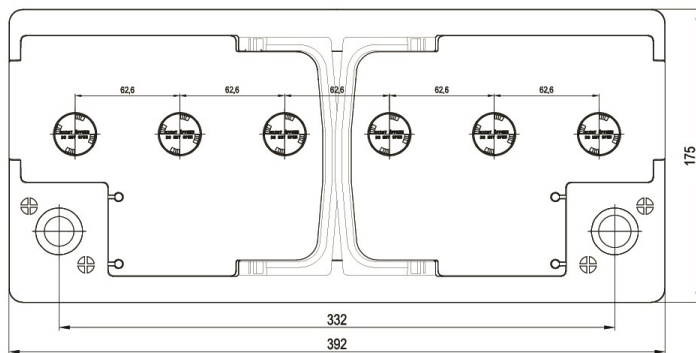
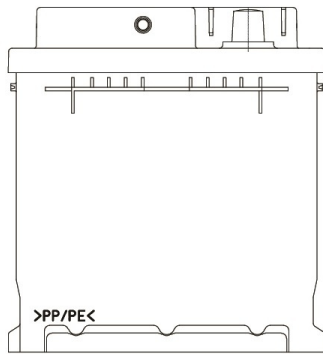
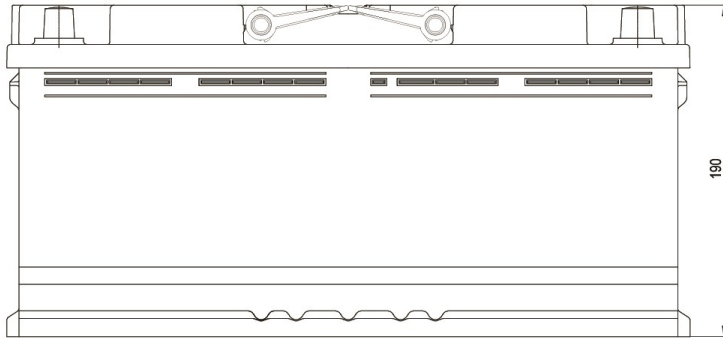
BHD

B13

Terminal

1

DRAWING



BHD



LAYOUT



TERMINAL



TECHNICAL DATASHEET

TOPLA AGM STOP&GO TAG105