



TECHNICAL DATASHEET

TOPLA TOP TT100

ORDER INFORMATION

TAB ID

1000322

Short Code

TT100

DIN Marking

60044 SMF

EAN Code

3838807020450

Quantity per EU/CNT pallet

36/60 pcs

TECHNOLOGY

Primary Function

Engine Start

Battery Technology

Flooded

Grid Type (pos/neg)

Expanded/Concasted

Grid Alloy (pos/neg)

Ca/Ca

Separator

PE

Electrolyte (g/cm³)

1,28

TECHNICAL INFORMATION

Voltage (V)

12

Capacity C20 (Ah)

100

CCA -18°C EN (A)

920

RC (min)

182

LxWxH (mm)

353x175x190

Total Weight (kg)

22.5

BOX DESIGN

Box Type

L5

Cover Type

SMF

Colour

Black

Layout

0

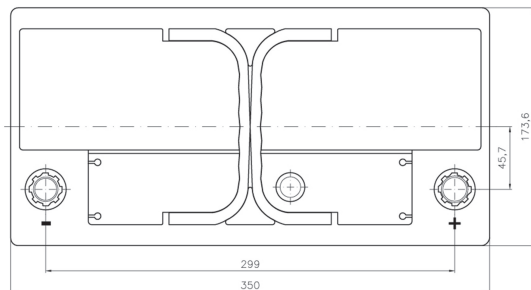
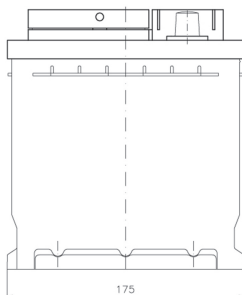
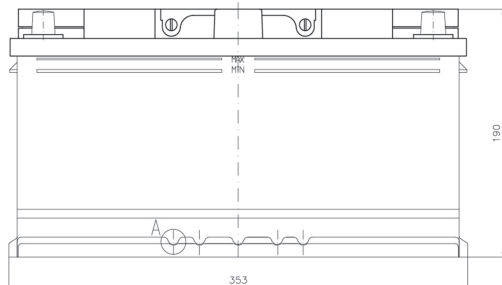
BHD

B13

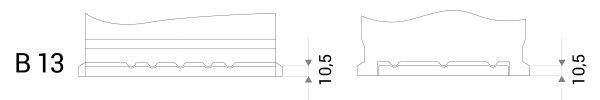
Terminal

1

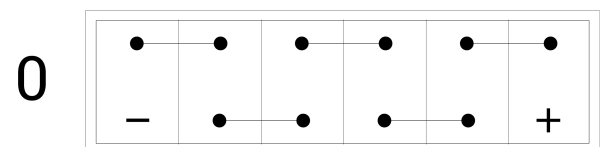
DRAWING



BHD



LAYOUT



TERMINAL



TECHNICAL DATASHEET

TOPLA TOP TT100