

TECHNICAL DATASHEET

TOPLA ENERGY TRUCK ET20B

ORDER INFORMATION

TAB ID

Short Code

ET20B

DIN Marking

70032

EAN Code

3838807042674

Quantity per EU/CNT pallet

21/28 pcs

TECHNOLOGY

Primary Function

Engine Start

Battery Technology

Flooded

Grid Type (pos/neg)

Casted/Concasted

Grid Alloy (pos/neg)

Sb/Ca

Separator

PE

Electrolyte (g/cm³)

1,28

TECHNICAL INFORMATION

Voltage (V)

12

Capacity C20 (Ah)

200

CCA -18°C EN (A)

1200

RC (min)

409

LxWxH (mm)

512x223x194/221

Total Weight (kg)

45.0

BOX DESIGN

Box Type

B

Cover Type

Flat

Colour

Black

Layout

3

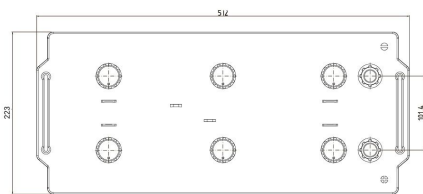
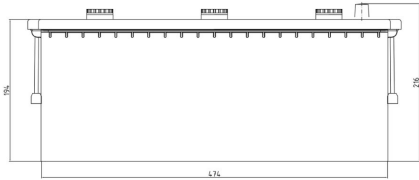
BHD

B0

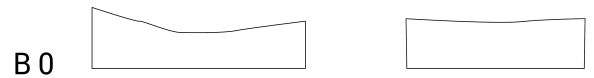
Terminal

1

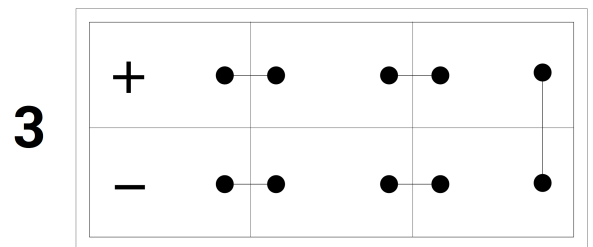
DRAWING



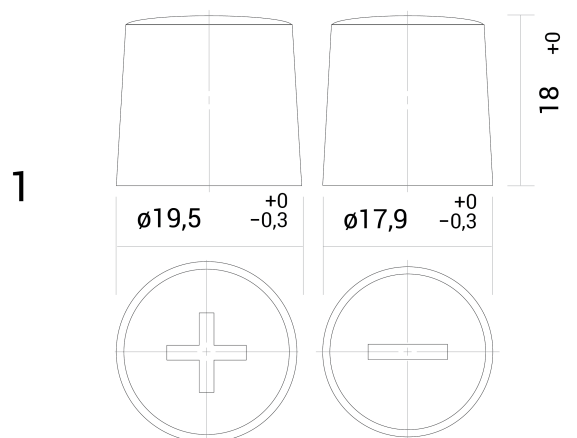
BHD



LAYOUT



TERMINAL



TECHNICAL DATASHEET

TOPLA ENERGY TRUCK ET20B

TAB d.d, Polena 6, SI-2392 Mežica, Slovenia, www.tab.si