

TECHNICAL DATASHEET

TOPLA ENERGY TRUCK ET13M

ORDER INFORMATION

TAB ID

1000504

Short Code

ET13M

DIN Marking

63544

EAN Code

3838807000568

Quantity per EU/CNT pallet

24/40 pcs

TECHNOLOGY

Primary Function

Engine Start

Battery Technology

Flooded

Grid Type (pos/neg)

Casted/Concasted

Grid Alloy (pos/neg)

Sb/Ca

Separator

PE

Electrolyte (g/cm³)

1,28

TECHNICAL INFORMATION

Voltage (V)

12

Capacity C20 (Ah)

135

CCA -18°C EN (A)

850

RC (min)

258

LxWxH (mm)

509x175x182/208

Total Weight (kg)

33.3

BOX DESIGN

Box Type

MAC110

Cover Type

Flat

Colour

Black

Layout

3

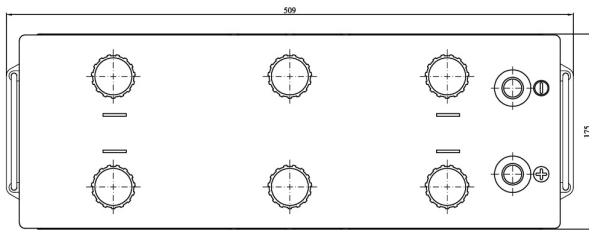
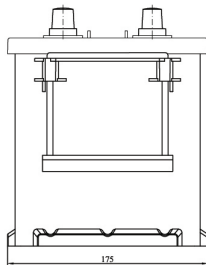
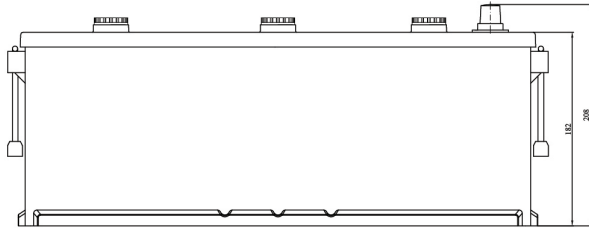
BHD

B3

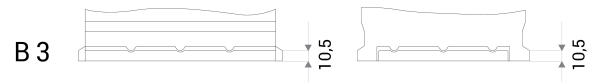
Terminal

1

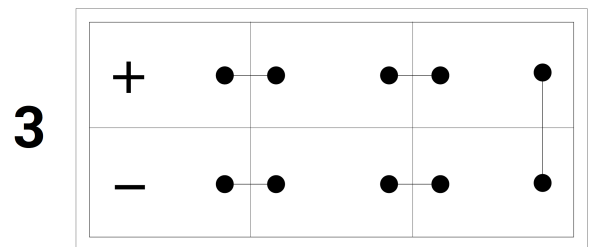
DRAWING



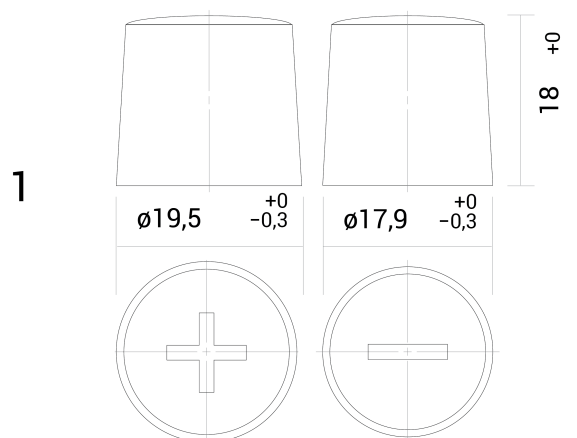
BHD



LAYOUT



TERMINAL



TECHNICAL DATASHEET

TOPLA ENERGY TRUCK ET13M

TAB d.d, Polena 6, SI-2392 Mežica, Slovenia, www.tab.si