

# TECHNICAL DATASHEET

## TOPLA ENERGY TRUCK ET15M

### ORDER INFORMATION

TAB ID

**1000507**

Short Code

**ET15M**

DIN Marking

**65048**

EAN Code

**3838807000575**

Quantity per EU/CNT pallet

**24/40 pcs**

### TECHNOLOGY

Primary Function

**Engine Start**

Battery Technology

**Flooded**

Grid Type (pos/neg)

**Casted/Concasted**

Grid Alloy (pos/neg)

**Sb/Ca**

Separator

**PE**

Electrolyte (g/cm<sup>3</sup>)

**1,28**

### TECHNICAL INFORMATION

Voltage (V)

**12**

Capacity C20 (Ah)

**150**

CCA -18°C EN (A)

**1000**

RC (min)

**292**

LxWxH (mm)

**509x175x182/208**

Total Weight (kg)

**36.9**

### BOX DESIGN

Box Type

**MAC110**

Cover Type

**Flat**

Colour

**Black**

Layout

**3**

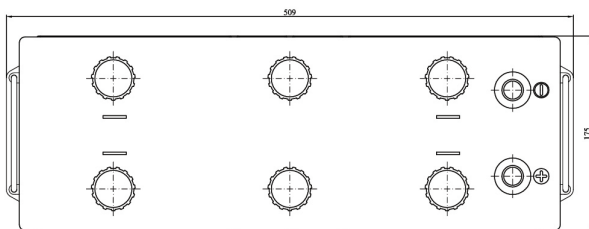
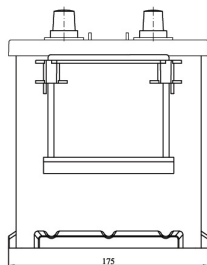
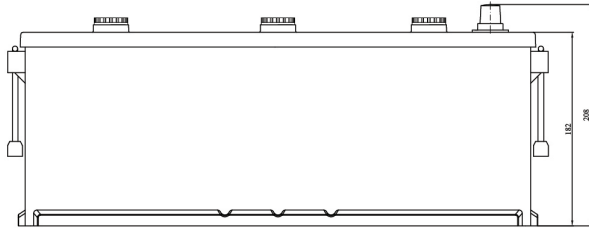
BHD

**B3**

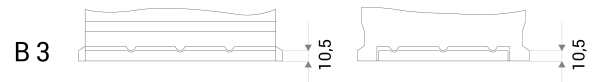
Terminal

**1**

## DRAWING



## BHD



## LAYOUT



## TERMINAL



# TECHNICAL DATASHEET

## TOPLA ENERGY TRUCK ET15M

TAB d.d, Polena 6, SI-2392 Mežica, Slovenia, [www.tab.si](http://www.tab.si)