



TECHNICAL DATASHEET

TOPLA ENERGY TRUCK ET11

ORDER INFORMATION

TAB ID

1000614

Short Code

ET11

DIN Marking

61028

EAN Code

3838807009868

Quantity per EU/CNT pallet

36/48 pcs

TECHNOLOGY

Primary Function

Engine Start

Battery Technology

Flooded

Grid Type (pos/neg)

Expanded/Concasted

Grid Alloy (pos/neg)

Ca/Ca

Separator

PE

Electrolyte (g/cm³)

1,28

TECHNICAL INFORMATION

Voltage (V)

12

Capacity C20 (Ah)

110

CCA -18°C EN (A)

800

RC (min)

203

LxWxH (mm)

345x172x218/238

Total Weight (kg)

26.5

BOX DESIGN

Box Type

60528

Cover Type

Flat

Colour

Black

Layout

0

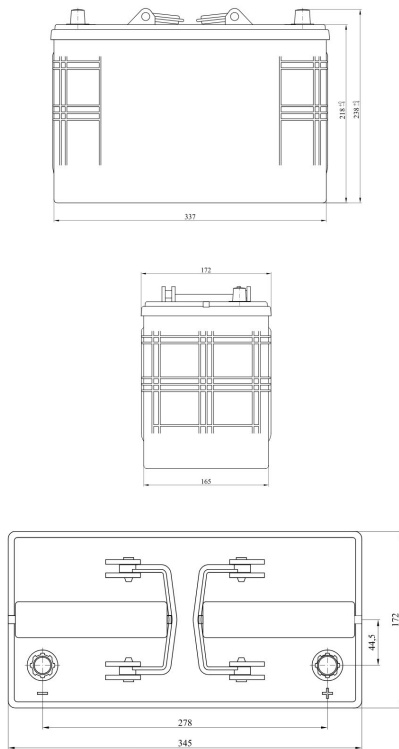
BHD

B0

Terminal

1

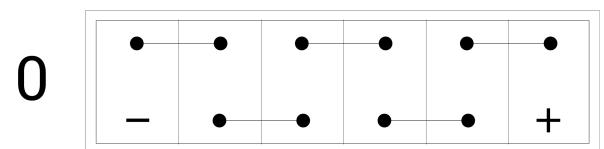
DRAWING



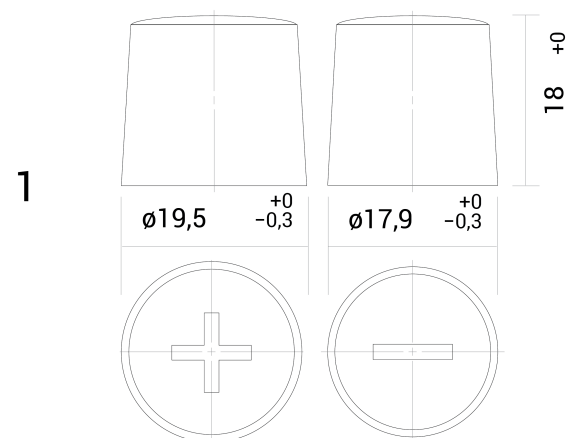
BHD



LAYOUT



TERMINAL



TECHNICAL DATASHEET

TOPLA ENERGY TRUCK ET11

TAB d.d, Polena 6, SI-2392 Mežica, Slovenia, www.tab.si