

TECHNICAL DATASHEET

TOPLA ENERGY TRUCK ET12H

ORDER INFORMATION

TAB ID

1000615

Short Code

ET12H

DIN Marking

62512

EAN Code

3838807009967

Quantity per EU/CNT pallet

24/36 pcs

TECHNOLOGY

Primary Function

Engine Start

Battery Technology

Flooded

Grid Type (pos/neg)

Casted/Concasted

Grid Alloy (pos/neg)

Ca/Ca

Separator

PE

Electrolyte (g/cm³)

1,28

TECHNICAL INFORMATION

Voltage (V)

12

Capacity C20 (Ah)

125

CCA -18°C EN (A)

800

RC (min)

235

LxWxH (mm)

345x172x269/289

Total Weight (kg)

31.8

BOX DESIGN

Box Type

62512

Cover Type

Flat

Colour

Black

Layout

0

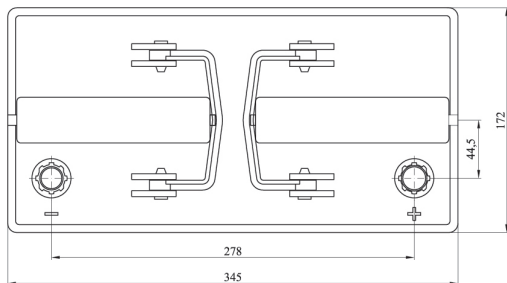
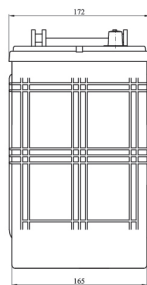
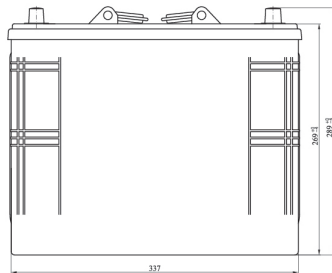
BHD

B0

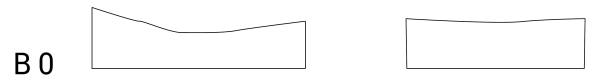
Terminal

1

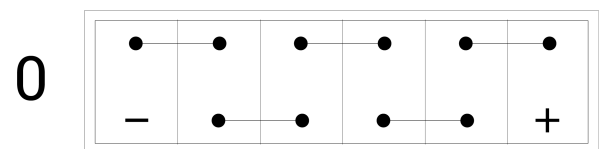
DRAWING



BHD



LAYOUT



TERMINAL



TECHNICAL DATASHEET

TOPLA ENERGY TRUCK ET12H