

# TECHNICAL DATASHEET

## TOPLA TOP TRUCK TT15M

### ORDER INFORMATION

TAB ID

**1026930**

Short Code

**TT15M**

DIN Marking

**65048 SMF**

EAN Code

**3838807029699**

Quantity per EU/CNT pallet

**24/40 pcs**

### TECHNOLOGY

Primary Function

**Engine Start**

Battery Technology

**Flooded**

Grid Type (pos/neg)

**Casted/Concasted**

Grid Alloy (pos/neg)

**Ca/Ca**

Separator

**PE**

Electrolyte (g/cm<sup>3</sup>)

**1,28**

### TECHNICAL INFORMATION

Voltage (V)

**12**

Capacity C20 (Ah)

**150**

CCA -18°C EN (A)

**1000**

RC (min)

**292**

LxWxH (mm)

**509x175x196/223**

Total Weight (kg)

**36.9**

### BOX DESIGN

Box Type

**MAC110**

Cover Type

**SMF**

Colour

**Black**

Layout

**3**

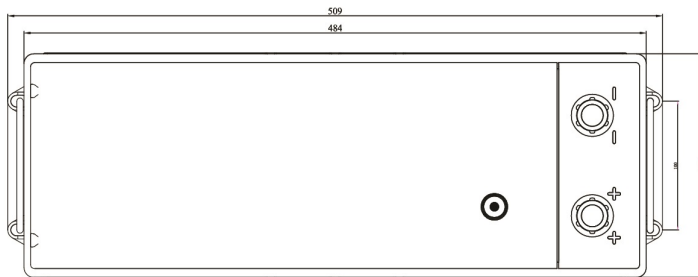
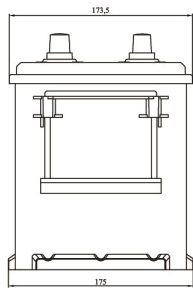
BHD

**B3**

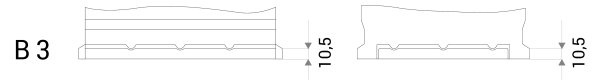
Terminal

**1**

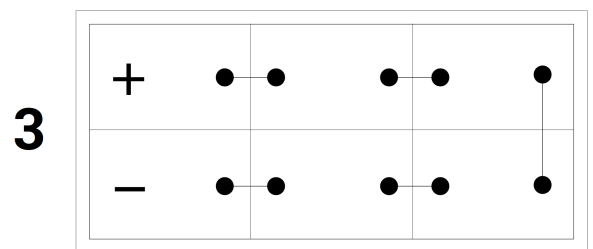
## DRAWING



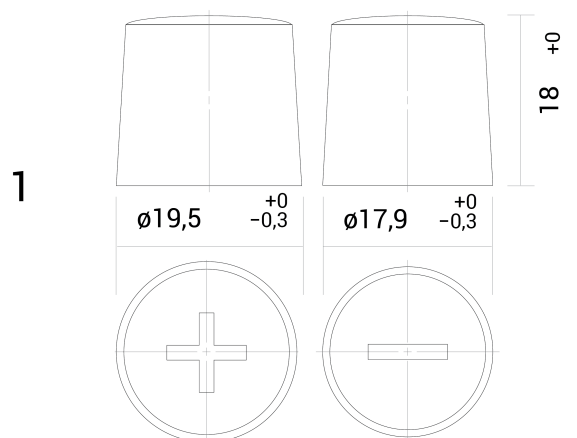
## BHD



## LAYOUT



## TERMINAL



## TECHNICAL DATASHEET

# TOPLA TOP TRUCK TT15M