



TECHNICAL DATASHEET

TOPLA TOP TRUCK TT20

ORDER INFORMATION

TAB ID
1000838

Short Code
TT20

DIN Marking
70027 SMF

EAN Code
3838807026520

Quantity per EU/CNT pallet
18/24 pcs

TECHNOLOGY

Primary Function
Engine Start

Battery Technology
Flooded

Grid Type (pos/neg)
Casted/Concasted

Grid Alloy (pos/neg)
Ca/Ca

Separator
PE

Electrolyte (g/cm³)
1,28

TECHNICAL INFORMATION

Voltage (V)
12

Capacity C20 (Ah)
200

CCA -18°C EN (A)
1200

RC (min)
409

LxWxH (mm)
517x275x214/241

Total Weight (kg)
52.7

BOX DESIGN

Box Type
C

Cover Type
SMF

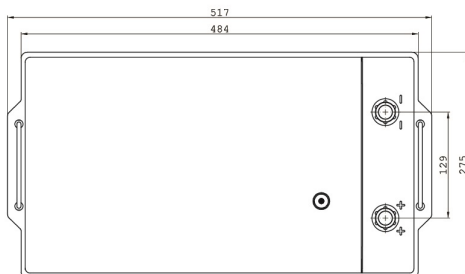
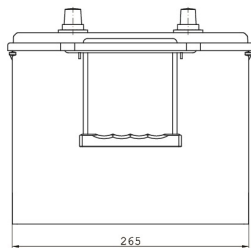
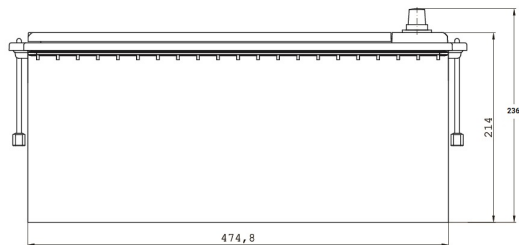
Colour
Black

Layout
3

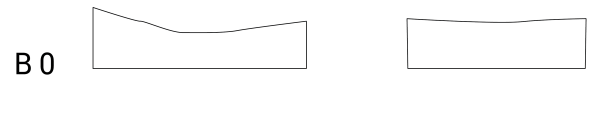
BHD
B0

Terminal
1

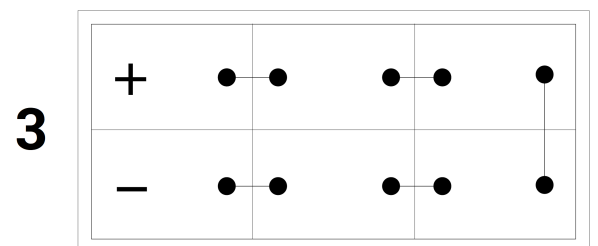
DRAWING



BHD



LAYOUT



TERMINAL



TECHNICAL DATASHEET

TOPLA TOP TRUCK TT20