



TECHNICAL DATASHEET

TAB OEM OEM105A

ORDER INFORMATION

TAB ID
1001227

Short Code
OEM105A

DIN Marking
61038

EAN Code
3838807038653

Quantity per EU/CNT pallet
36/60 pcs

TECHNOLOGY

Primary Function
Engine Start

Battery Technology
Flooded

Grid Type (pos/neg)
Expanded/Concasted

Grid Alloy (pos/neg)
Ca/Ca

Separator
PE

Electrolyte (g/cm³)
1,28

TECHNICAL INFORMATION

Voltage (V)
12

Capacity C20 (Ah)
105

CCA -18°C EN (A)
880

RC (min)
192

LxWxH (mm)
353x175x190

Total Weight (kg)
23.4

BOX DESIGN

Box Type
L5

Cover Type
Kamina

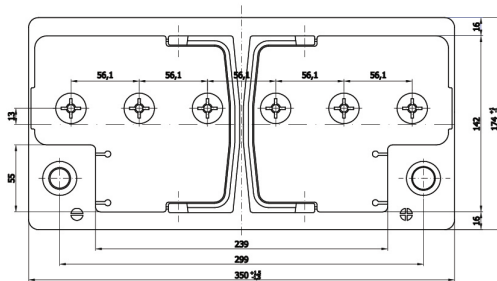
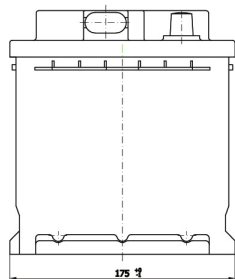
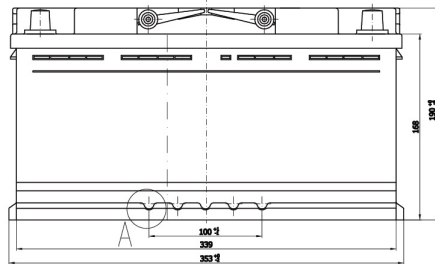
Colour
Black

Layout
0

BHD
B13

Terminal
1

DRAWING



BHD



LAYOUT



TERMINAL



TECHNICAL DATASHEET

TAB OEM OEM105A