

TECHNICAL DATASHEET

TOPLA HR - HOT REGION MF68032

ORDER INFORMATION

TAB ID

Short Code
MF68032

DIN Marking

EAN Code
3838807045682

Quantity per EU/CNT pallet
0/48 pcs

TECHNOLOGY

Primary Function
Engine Start

Battery Technology
Flooded

Grid Type (pos/neg)
Casted/Concasted

Grid Alloy (pos/neg)
Ca/Ca

Separator
PE

Electrolyte (g/cm³)
1,28

TECHNICAL INFORMATION

Voltage (V)
12

Capacity C20 (Ah)
180

CCA -18°C EN (A)
1100

RC (min)
361

LxWxH (mm)
513x222x194/221

Total Weight (kg)
43.5

BOX DESIGN

Box Type
B

Cover Type
SMF


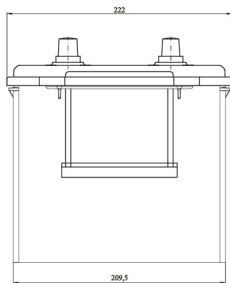
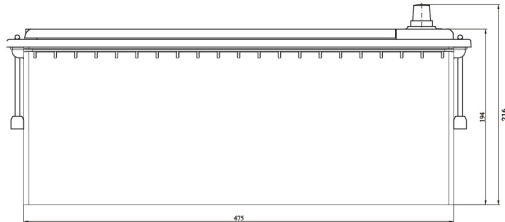
Colour
Black

Layout
3

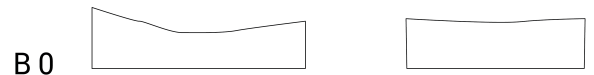
BHD
B0

Terminal
1

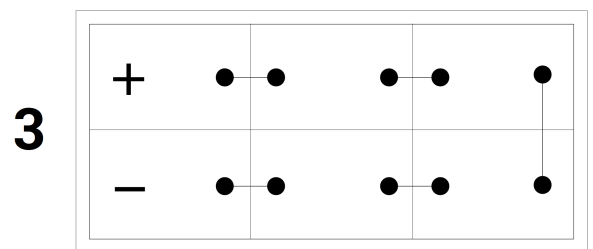
DRAWING



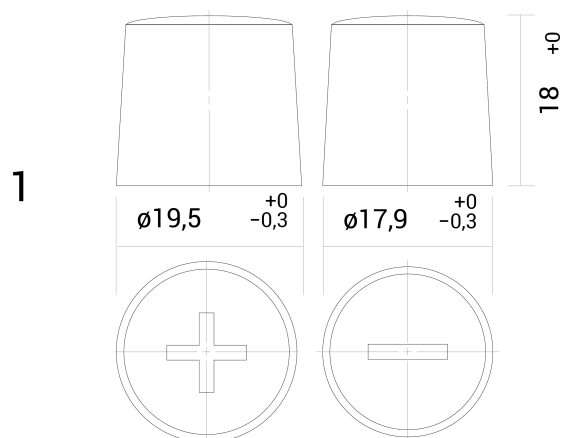
BHD



LAYOUT



TERMINAL



TECHNICAL DATASHEET

TOPLA HR - HOT REGION MF68032

TAB d.d, Polena 6, SI-2392 Mežica, Slovenia, www.tab.si