

TECHNICAL DATASHEET

TOPLA HR - HOT REGION BCI 31S SMF-

D

ORDER INFORMATION

TAB ID

Short Code

BCI 31S SMF-D

DIN Marking

EAN Code

3838807052956

Quantity per EU/CNT pallet

0/75 pcs

TECHNOLOGY

Primary Function

Engine Start

Battery Technology

Flooded

Grid Type (pos/neg)

Expanded/Concasted

Grid Alloy (pos/neg)

Ca/Ca

Separator

PEElectrolyte (g/cm³)**1,28**

TECHNICAL INFORMATION

Voltage (V)

12

Capacity C20 (Ah)

110

CCA -18°C EN (A)

850

RC (min)

203

LxWxH (mm)

330x173x218/237

Total Weight (kg)

25.7

BOX DESIGN

Box Type

BCI 31

Cover Type

SMF

Colour

Black

Layout

0

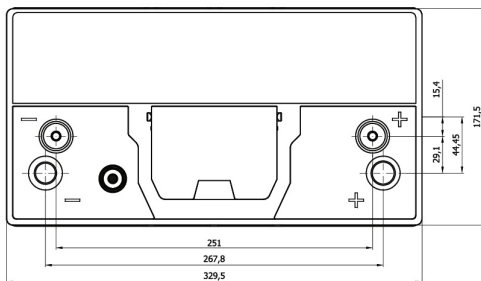
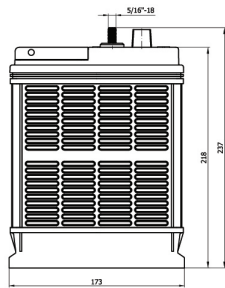
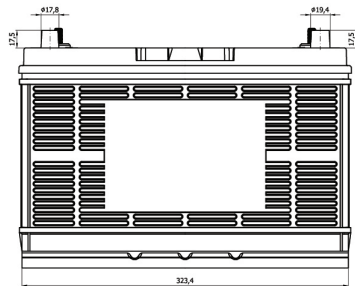
BHD

B1

Terminal

Dual

DRAWING



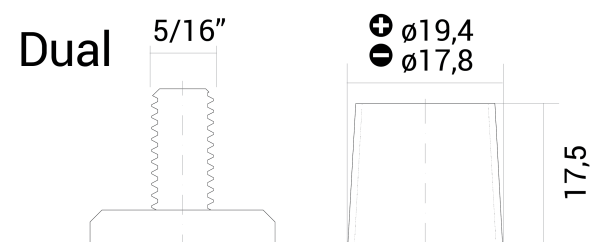
BHD



LAYOUT



TERMINAL



TECHNICAL DATASHEET

TOPLA HR - HOT REGION

BCI 31S SMF-