

TECHNICAL DATASHEET

TOPLA HR - HOT REGION MF60038

ORDER INFORMATION

TAB ID

Short Code
MF60038

DIN Marking

EAN Code
3838807045736

Quantity per EU/CNT pallet
0/90 pcs

TECHNOLOGY

Primary Function
Engine Start

Battery Technology
Flooded

Grid Type (pos/neg)
Expanded/Concasted

Grid Alloy (pos/neg)
Ca/Ca

Separator
PE

Electrolyte (g/cm³)
1,28

TECHNICAL INFORMATION

Voltage (V)
12

Capacity C20 (Ah)
100

CCA -18°C EN (A)
780

RC (min)
182

LxWxH (mm)
353x175x190

Total Weight (kg)
21.8

BOX DESIGN

Box Type
L5

Cover Type
SMF

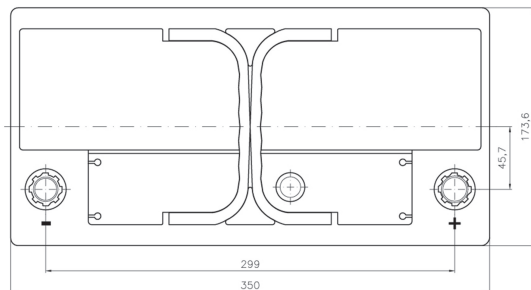
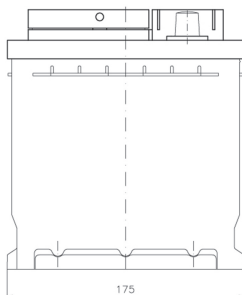
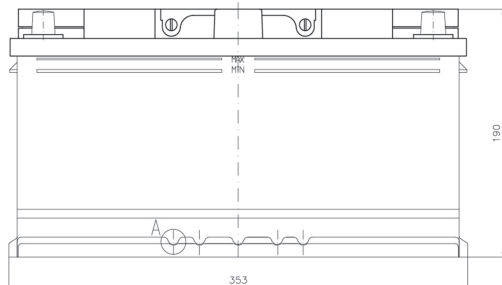
Colour
Black

Layout
0

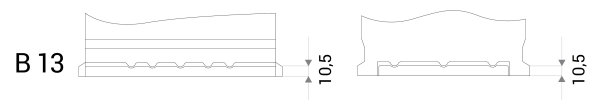
BHD
B13

Terminal
1

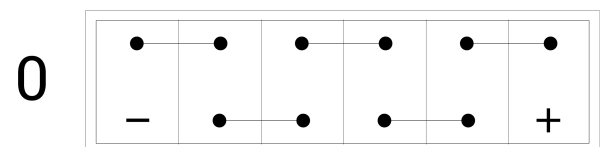
DRAWING



BHD



LAYOUT



TERMINAL



TECHNICAL DATASHEET

TOPLA HR - HOT REGION MF60038

TAB d.d, Polena 6, SI-2392 Mežica, Slovenia, www.tab.si