

TECHNICAL DATASHEET

TOPLA HR - HOT REGION MF100L

ORDER INFORMATION

TAB ID

Short Code
MF100L

DIN Marking

EAN Code
3838807046016

Quantity per EU/CNT pallet
0/90 pcs

TECHNOLOGY

Primary Function
Start/Stop Functionality

Battery Technology
EFB - Enhanced Flooded Battery

Grid Type (pos/neg)
Expanded/Concasted

Grid Alloy (pos/neg)
Ca/Ca

Separator
PE

Electrolyte (g/cm³)
1,28

TECHNICAL INFORMATION

Voltage (V)
12

Capacity C20 (Ah)
100

CCA -18°C EN (A)
900

RC (min)
182

LxWxH (mm)
306x173x200/221

Total Weight (kg)
22.8

BOX DESIGN

Box Type
D31

Cover Type
SMF

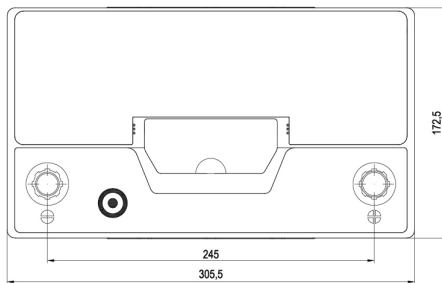
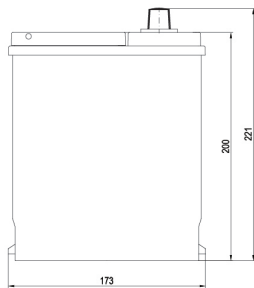
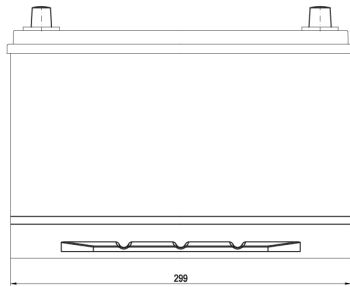
Colour
Black

Layout
0

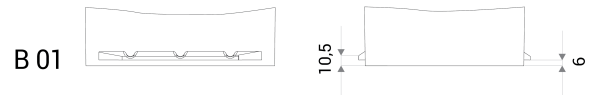
BHD
B01

Terminal
1

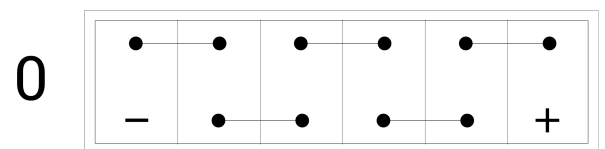
DRAWING



BHD



LAYOUT



TERMINAL



TECHNICAL DATASHEET

TOPLA HR - HOT REGION MF100L