

TECHNICAL DATASHEET

TOPLA ENERGY TRUCK ET13MR

ORDER INFORMATION

TAB ID

1003043

Short Code

ET13MR

DIN Marking

63545

EAN Code

3838807036796

Quantity per EU/CNT pallet

24/40 pcs

TECHNOLOGY

Primary Function

Engine Start

Battery Technology

Flooded

Grid Type (pos/neg)

Casted/Concasted

Grid Alloy (pos/neg)

Sb/Ca

Separator

PE

Electrolyte (g/cm³)

1,28

TECHNICAL INFORMATION

Voltage (V)

12

Capacity C20 (Ah)

135

CCA -18°C EN (A)

850

RC (min)

258

LxWxH (mm)

509x175x182/208

Total Weight (kg)

33.3

BOX DESIGN

Box Type

MAC110

Cover Type

Flat

Colour

Black

Layout

4

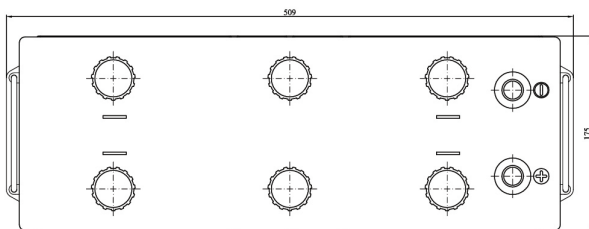
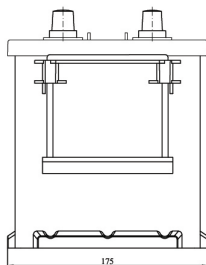
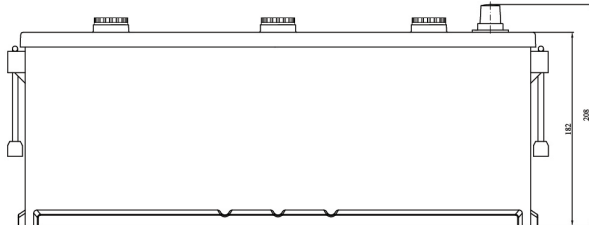
BHD

B3

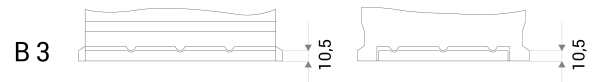
Terminal

1

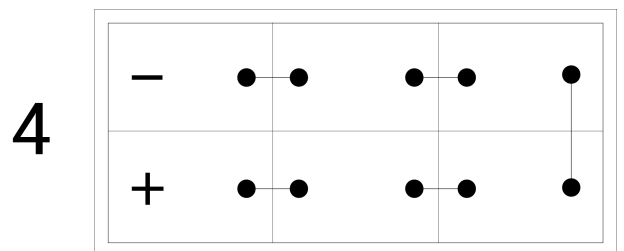
DRAWING



BHD



LAYOUT



TERMINAL



TECHNICAL DATASHEET

TOPLA ENERGY TRUCK ET13MR