

TECHNICAL DATASHEET

TOPLA HR - HOT REGION BCI 31S SMF

ORDER INFORMATION

TAB ID

Short Code
BCI 31S SMF

DIN Marking

EAN Code
3838807052949

Quantity per EU/CNT pallet
0/75 pcs

TECHNOLOGY

Primary Function
Engine Start

Battery Technology
Flooded

Grid Type (pos/neg)
Expanded/Concasted

Grid Alloy (pos/neg)
Ca/Ca

Separator
PE

Electrolyte (g/cm³)
1,28

TECHNICAL INFORMATION

Voltage (V)
12

Capacity C20 (Ah)
100

CCA -18°C EN (A)
900

RC (min)
182

LxWxH (mm)
330x173x218/239

Total Weight (kg)
24.0

BOX DESIGN

Box Type
BCI 31

Cover Type
SMF

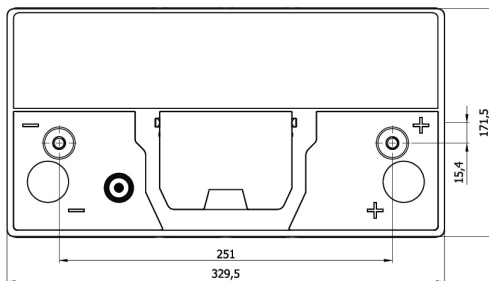
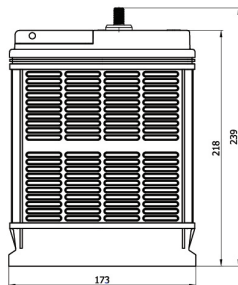
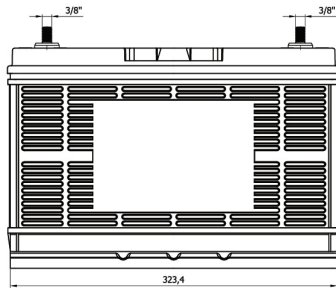
Colour
Black

Layout
0

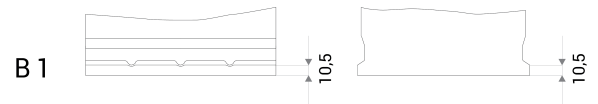
BHD
B1

Terminal
Stud

DRAWING



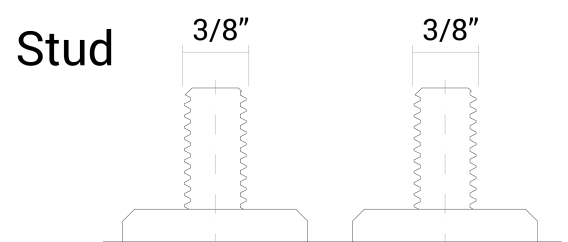
BHD



LAYOUT



TERMINAL



TECHNICAL DATASHEET

TOPLA HR - HOT REGION **BCI 31S SMF**